

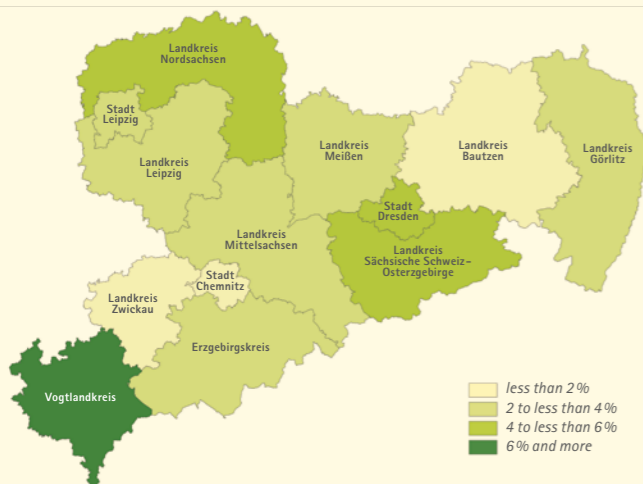
Unit	SAXONY	GERMANY	
<b>LAND USE</b>			
Agriculturally used area (AA)	1,000 ha	903	16,731
Permanent grassland	1,000 ha	188	4,677
<b>Percentage of AA</b>	%	<b>21</b>	<b>28</b>
Arable land	1,000 ha	710	11,846
<b>Percentage of AA</b>	%	<b>79</b>	<b>71</b>
Fallow land	1,000 ha	18	310
Less-favoured areas (2005)	1,000 ha	353	9,426
Leased AA as percentage of total AA	%	73	60

Unit	SAXONY	GERMANY	
<b>USE OF ARABLE LAND</b>			
Total cereals		399	6,529
including: wheat		197	3,283
barley		119	1,622
oats		9	126
rye		33	616
grain maize, CCM		19	456
Root crops	1,000 ha	17	554
including: potatoes		6	237
sugar beet		11	313
Oil seed crops incl. non food		130	1,332
including: rape seeds		127	1,286
sun flowers		2	18
Pulses		14	160
Forage plants		119	2,746
including green and silage maize		79	2,100

Unit	SAXONY	GERMANY	
<b>ORGANIC FARMING<sup>4)</sup></b>			
Utilised agricultural area	1,000 ha	37	1,089
Holdings	number	556	24,736

4) Reports of the control bodies acc. to CR(EC) 834/2007 in conjunction with CR(EC) 889/2008 as per the reference date 31.12.2015

Percentage of total AA for which applications were filed under the Organic Farming Directive/2015 in the districts in 2015



**Publisher:**  
Saxon State Ministry  
of the Environment and Agriculture (SMUL)  
PO Box 10 05 10, 01076 Dresden  
Citizens' hotline: +49 351 564 6814  
E-mail: info@smul.sachsen.de  
www.smul.sachsen.de

**Editorial work:**  
SMUL, LfULG

**Layout:**  
Genese Werbeagentur GmbH

**Photo:**  
LfULG

**Editorial deadline:**  
14 October 2016

**Order:**  
This brochure can be ordered free of charge from:  
Zentraler Broschürenversand  
der Sächsischen Staatsregierung  
Hammerweg 30, 01127 Dresden  
Phone: +49 351 2103671  
Fax: +49 351 2103681  
E-mail: publikationen@sachsen.de  
www.publikationen.sachsen.de

**Distribution:**  
This information is published by the State Government of Saxony in accordance with its statutory duty of informing the public. It may not be used by political parties or their candidates or volunteers for election advertising purposes within the period of six months before an election. This applies to all elections.

## Agriculture and food industry data

Year under review 2015



Unit	SAXONY	GERMANY	
<b>AREA AND POPULATION</b>			
<b>AREA by type of actual use<sup>1)</sup></b>			
Total area	1,000 ha	1,842	35,738
Agricultural area	1,000 ha	1,008	18,461
<b>Percentage of total area</b>	%	<b>55</b>	<b>52</b>
Forest area	1,000 ha	499	10,931
<b>Percentage of total area</b>	%	<b>27</b>	<b>31</b>
Water area	1,000 ha	39	848
<b>Percentage of total area</b>	%	<b>2</b>	<b>2</b>

Unit	SAXONY	GERMANY	
<b>POPULATION</b>			
Total population <sup>2)</sup>	thousand	4,085	82,176
Inhabitants/km <sup>2</sup> of total area	number	222	230
Total number of persons in employment	thousand	2,016	43,032
Persons employed in agriculture, forestry and fishery	thousand	29	635

Unit	SAXONY	GERMANY	
<b>STRUCTURE OF AGRICULTURAL HOLDINGS</b>			
<b>LEGAL FORM<sup>3)</sup></b>			
Total number of agricultural holdings		100	100
of which: corporate bodies		11	2
including: e.G.		3	0.4
GmbH	%	6	1
of which: natural persons		89	98
of which: partnerships		7	8
sole proprietorships		82	90
of which: run on full-time basis		31	44
run on part-time basis		51	46

Unit	SAXONY	GERMANY	
<b>SIZE STRUCTURE OF HOLDINGS<sup>3)</sup></b>			
Total number of agricultural holdings		5,637	285,000
Holdings of less than 5 ha AA		251	24,600
Holdings of 5 to less than 10 ha AA		1,158	44,600
Holdings of 10 to less than 20 ha AA		1,092	59,000
Holdings of 20 to less than 50 ha AA	number	1,041	71,500
Holdings of 50 to less than 100 ha AA		596	50,200
Holdings of 100 to less than 200 ha AA		574	23,700
Holdings of 200 to less than 500 ha AA		460	7,800
Holdings of 500 to less than 1,000 ha AA		227	2,200
Holdings of 1,000 ha AA and more		238	1,500

1) Reference date 31.12.2014

2) Reference date 31.12.2015

3) Saxony: agricultural aid 2015, Germany: main survey on land use 2013

	Unit	SAXONY	GERMANY
<b>YIELDS AND CROP VOLUMES</b>			
<b>ARABLE FARMING</b>			
Total cereals	dt/ha	73.2	75.1
(including grain maize, CCM)	1,000 t	2,918	48,867
including: wheat	dt/ha	79.4	80.9
	1,000 t	1,563	26,550
barley	dt/ha	73.1	71.7
	1,000 t	868	11,630
oats	dt/ha	49.5	45.1
	1,000 t	43	566
rye	dt/ha	50.4	56.6
	1,000 t	168	3,488
grain maize, CCM	dt/ha	79.3	88.8
	1,000 t	151	3,973
Rape seeds (including non food)	dt/ha	38.5	39.0
	1,000 t	488	5,017
Potatoes	dt/ha	401.7	438.1
	1,000 t	255	10,370
Sugar beet	dt/ha	710.4	721.7
	1,000 t	757	22,572
Silage maize	dt/ha	369.2	413.6
	1,000 t	2,925	87,219

<b>VEGETABLE GROWING (grown for sale)</b>			
Outdoor acreage	1,000 ha	4	116
Outdoor crop volume	1,000 t	56	3,288
Acreage under high accessible protective covers	1,000 ha	0.03	1.2
Crop volume under high accessible protective covers	1,000 t	4	146

<b>FRUIT GROWING (cash crops)<sup>5)</sup></b>			
Fruit-growing area	1,000 ha	4	67
Fruit crop volume	1,000 t	107	1,312

<b>VITICULTURE</b>			
Area under vines	1,000 ha	0.5	100
Wine must yield	hl/ha	50	89
Wine must crop	1,000 hl	25	8,873

<b>CARP FARMING<sup>6)</sup></b>			
Fish pond area	1,000 ha	8	24
Holdings	number	159	2,142
Food carp production	t	1,728	4,916

5) Saxony: land use and crop in 2015, Germany: area data based on survey of tree fruit growing 2012  
6) Data from 2015, fish pond area from 2014

#### Sources:

I Statistical Office of the Federal Republic of Germany  
I National Accounting Working Group of the German Federal States  
I Federal Ministry of Food and Agriculture  
I Federal Office for Agriculture and Food  
I Statistical Office of the Free State of Saxony  
I Saxon State Office for Environment, Agriculture and Geology (LfULG)  
I Saxon Government Enterprise for Basic Geodata and Surveying (GeoSN)

Unless otherwise marked, the data shown are from the year 2015.  
Figures marked by \* are provisional data.

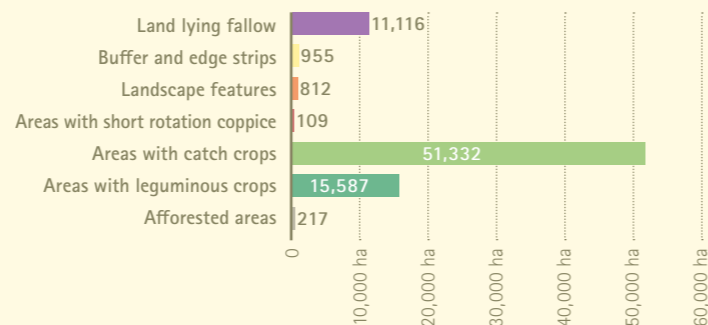
	Unit	SAXONY	GERMANY
<b>LIVESTOCK<sup>7)</sup></b>			
Total number of cattle		504	12,635
including: dairy cows		190	4,285
Total number of pigs		667	27,652
including: fattening pigs		195	11,999
breeding pigs		70	1,999
Sheep		69	1,580
Total number of hens		10,834	160,774
Solipeds (horses, donkeys, mules, etc. in agricultural holdings)		11	461

<b>ANIMAL PRODUCTION</b>			
<b>MILK PRODUCTION*</b>			
Total milk production	1,000 t	1,746	32,685
Milk yield per cow	kg/year	9,189	7,628
Milk yield per cow acc. to yield recording <sup>8)</sup>	kg/year	9,348	8,453
<b>EGG PRODUCTION*</b>			
Commercial egg production	million eggs	921	10,819
Laying performance per hen	eggs/year	308	294

<b>COMMERCIAL SLAUGHTERING<sup>9)</sup></b>			
<b>ANIMALS FOR SLAUGHTER*</b>			
Cattle	1,000 anim.	15	3,224
Average slaughter weight of bulls	kg	358	385
Average slaughter weight of cows	kg	279	302
Pigs	1,000 anim.	129	59,361
Average slaughter weight	kg	94	95
<b>MEAT PRODUCTION*</b>			
Total animals for slaughter		17	6,781
including: cattle and calves	1,000 t	4	1,132
pigs		12	5,116

7) Cattle, pigs, sheep: reference date 03.11.2015, hens and solipeds: reference date 01.03.2013  
8) German Association for Performance and Quality Testing (DLQ)  
Year of testing 01.10.2014 to 30.09.2015  
9) Animals of domestic and foreign origin

#### Implementation of greening measures in Saxony in 2015 (apart from crop diversification and maintenance of permanent grassland)



	Unit	SAXONY	GERMANY
<b>STRUCTURE OF FOOD INDUSTRY ENTERPRISES, TURNOVER AND EXPORT RATIO<sup>10)</sup></b>			
<b>ENTERPRISES</b>			
Foodstuffs and fodder		328	5,258
including: slaughtering and meat processing		87	1,345
bakery production (without long-life bakery products)		162	2,371
fruit and vegetable processing		20	239
milk processing (without ice cream)		9	210
grinding and hulling		3	94
fodder production		12	229
Beverage production		27	554

<b>EMPLOYEES IN FOOD INDUSTRY</b>			
	number	19,968	569,170

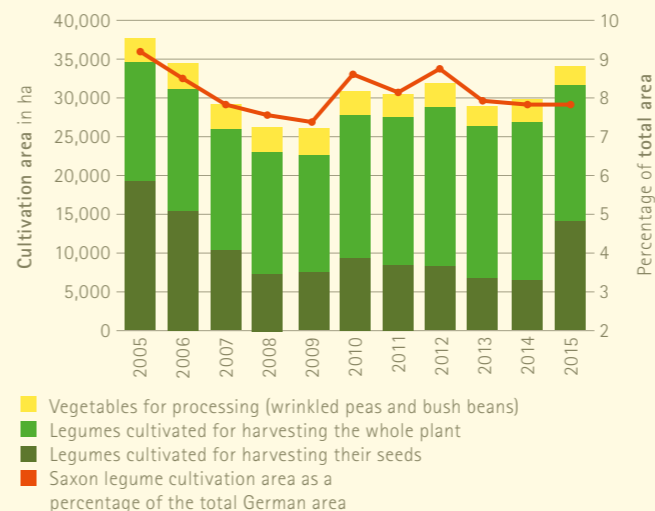
<b>TOTAL TURNOVER</b>			
Foodstuffs and fodder		4,350	148,463
including: slaughtering and meat processing		727	39,659
bakery production (without long-life bakery products)		596	16,206
fruit and vegetable processing		431	10,076
milk processing (without ice cream)		1,742	24,583
grinding and hulling		n.a. <sup>11)</sup>	4,006
fodder production		132	9,911
Beverage production		879	20,126

<b>EXPORT RATIO</b>			
Foodstuffs and fodder		13	22
Beverage production		7	12

10) Enterprises with 20 and more employees

11) No data available

#### Cultivation of legumes in Saxony



	Unit	SAXONY	GERMANY
<b>EXPORTS BY FOOD INDUSTRY BASED ON FOREIGN TRADE STATISTICS<sup>12)</sup></b>			
<b>TOTAL EXPORTS*</b>			
Total food industry		1,304	67,501
including: milk and dairy products (without cheese and butter)		274	4,755
cheese		223	3,381
meat and meat products		31	8,897
baked products		98	5,388
nuts and dried fruit		17	1,276
vegetable preparations and tinned products		17	670
cocoa and cocoa products		48	4,678
vegetable oils and fats		53	2,193
beer		42	1,133
spirits		78	1,395
tobacco and tobacco products		85	4,178
sugar beet and sugar products		30	1,704
potatoes and potato products		7	963
wheat		3	2,178
barley		2	505
maize		2	133

<b>PRODUCTION AND PROCESSING VOLUMES</b>			
<b>MILK PROCESSING*</b>			
Production of consumer milk		n.a. <sup>11)</sup>	4,982
Production of other dairy products <sup>13)</sup>	1,000 t	n.a. <sup>11)</sup>	1,786
Production of cheese		179	2,495

<b>MILLING INDUSTRY*<sup>14)</sup></b>			
Total milling	1,000 t	213	8,700
including: soft wheat		168	7,516

<b>COMPOUND-FEED INDUSTRY*</b>			
Total processing		366	21,243
including: cereals		230	11,535
oil-seed cake		81	6,728
Total compound-feed products		400	23,657

<b>FAT PROCESSING INDUSTRY*</b>			
Processing of oil seeds and fruits	1,000 t	n.a. <sup>11)</sup>	13,223

12) including unprocessed agricultural products  
13) Sour milk, kefir, yoghurt and mixed milk products  
14) Business year 2014/15