

	Unit	Saxony	Germany
<b>LAND USE</b>			
Agriculturally used area (AA)	1,000 ha	901	16,687
Permanent grassland	1,000 ha	191	4,715
<b>Percentage of AA</b>	%	<b>21</b>	<b>28</b>
Arable land	1,000 ha	705	11,772
<b>Percentage of AA</b>	%	<b>78</b>	<b>71</b>
Fallow land	1,000 ha	27	318
Less-favoured areas <sup>4)</sup>	1,000 ha	314	9,426
Rented AA as percentage of total AA (2016)	%	70	59


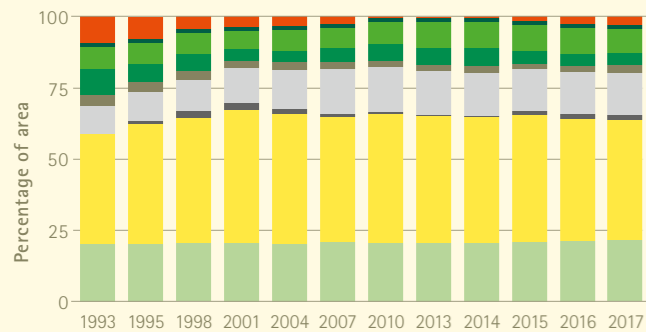
<b>USE OF ARABLE LAND</b>			
Total cereals		379	6,276
including: wheat		192	3,203
barley		117	1,566
oats		10	128
rye		24	537
grain maize, CCM		18	432
Root crops		22	663
including: potatoes	1,000 ha	6	251
sugar beet		16	407
Oil seed crops incl. non food		132	1,337
including: rape seeds		129	1,309
sun flowers		1	18
Pulses		16	197
Forage plants		115	2,754
including: green and silage maize		76	2,096

<b>ORGANIC FARMING<sup>5)</sup></b>			
Utilised agricultural area	1,000 ha	57	1,373
Holdings	number	676	29,397

4) Saxony: 2018, Germany: 2005. An updated figure for Germany is expected on completion of the setting's layout in all federal states.

5) Reports of the control authorities acc. to Reg. (EC) 834/2007 in connection with Reg. (EC) on the reference date 31.12.2017

Land use and structure of arable land use



**Publisher:**  
Saxon State Ministry of the Environment  
and Agriculture (SMUL)  
PO Box 10 05 10, 01076 Dresden  
Citizens' hotline: +49 351 564-20500  
E-mail: [info@smul.sachsen.de](mailto:info@smul.sachsen.de)  
[www.smul.sachsen.de](http://www.smul.sachsen.de)  
This publication is co-financed by funds raised  
by taxation on the basis of the budget approved  
by the members of the Saxon parliament.

**Editorial work:**  
SMUL, LfULG  
**Layout:**  
genese Werbeagentur GmbH  
**Photo:**  
[www.fotolia.com](http://www.fotolia.com): Budimir Jevtic  
**Editorial deadline:**  
19 September 2018

**Order:**  
This brochure can be ordered free of charge from:  
Zentraler Broschürenversand  
der Sächsischen Staatsregierung  
Hammerweg 30, 01127 Dresden  
Phone: +49 351 2103671  
Telefax: +49 351 2103681  
E-mail: [publikationen@sachsen.de](mailto:publikationen@sachsen.de)  
[www.publikationen.sachsen.de](http://www.publikationen.sachsen.de)

**Distribution:**  
This information is published by the State Government  
of Saxony in accordance with its statutory duty of  
informing the public. It may not be used by political  
parties or their candidates or volunteers for election  
advertising purposes within the period of six months  
before an election. This applies to all elections.

## Agriculture and food industry data 2018



	Unit	Saxony	Germany
<b>AREA AND POPULATION</b>			
<b>AREA by type of actual use<sup>1)</sup></b>			
Total area	1,000 ha	1,845	35,758
Agricultural area	1,000 ha	1,005	18,264
<b>Percentage of total area</b>	%	<b>54</b>	<b>51</b>
Forest area	1,000 ha	495	10,617
<b>Percentage of total area</b>	%	<b>27</b>	<b>30</b>
Water area	1,000 ha	43	822
<b>Percentage of total area</b>	%	<b>2</b>	<b>2</b>

<b>POPULATION</b>			
Total population <sup>2)</sup>	thousand	4,082	82,522
Inhabitants/km <sup>2</sup> of total area	number	221	231
Total number of persons in employment	thousand	2,054	44,291
Persons employed in agriculture, forestry and fishery	thousand	28	617

<b>STRUCTURE OF AGRICULTURAL HOLDINGS</b>			
<b>LEGAL FORM<sup>3)</sup></b>			
All agricultural holdings		100	100
of which: corporate bodies		11	2
including: e.G.		3	0.4
GmbH		6	1
of which: natural persons	%	89	98
of which: partnerships		8	9
sole proprietorships		81	89
of which: run on full-time basis		29	43
run on part-time basis		52	46

<b>SIZE STRUCTURE OF HOLDINGS<sup>3)</sup></b>			
Total number of agricultural holdings		5,697	275,392
Holdings of less than 5 ha AA		271	24,081
Holdings of 5 to less than 10 ha AA		1,182	43,736
Holdings of 10 to less than 20 ha AA		1,116	56,596
Holdings of 20 to less than 50 ha AA		1,023	66,746
Holdings of 50 to less than 100 ha AA		598	47,666
Holdings of 100 to less than 200 ha AA		568	24,302
Holdings of 200 to less than 500 ha AA		470	8,496
Holdings of 500 to less than 1000 ha AA		241	2,246
Holdings of 1000 ha AA and more		228	1,523

1) Reference date 31.12.2016

2) Reference date 31.12.2016

3) Saxony: agricultural aid 2017, Germany: main survey on land use 2016

	Unit	Saxony	Germany
<b>YIELDS AND CROP VOLUMES</b>			
<b>ARABLE FARMING</b>			
Total cereals	dt/ha	70.6	72.7
(incl. grain maize, CCM)	1,000 t	2,670.7	45,557
including: wheat	dt/ha	74.5	76.4
	1,000 t	1,419	24,482
barley	dt/ha	68.9	69.3
	1,000 t	905	10,853
oats	dt/ha	45.6	45
	1,000 t	48	576
rye	dt/ha	50.9	50.9
	1,000 t	124	2,737
grain maize, CCM	dt/ha	96.5	105.3
	1,000 t	174	4,548
Rape seeds	dt/ha	33.2	32.7
(including non food)	1,000 t	430	4,548
Potatoes	dt/ha	453.6	467.9
	1,000 t	283	11,720
Sugar beet	dt/ha	809.3	837.5
	1,000 t	1,279	34,060
Silage maize	dt/ha	454.7	474.6
	1,000 t	3,475	99,473

<b>VEGETABLE GROWING (GROWN FOR SALE)</b>			
Outdoor acreage	1,000 ha	4	129
Outdoor crop volume	1,000 t	60	3,770
Acreage under high accessible protective covers	1,000 ha	0.03	1.3
Crop volume under high accessible protective covers	1,000 t	3	182

<b>FRUIT GROWING (cash crops)</b>			
Fruit-growing area	1,000 ha	4	70
Fruit crop volume	1,000 t	79	823

<b>VITICULTURE</b>			
Area under vines	1,000 ha	0.5	100
Wine must yield	hl/ha	53	75
Wine must crop	1,000 hl	26	7,505

<b>CARP FARMING<sup>6)</sup></b>			
Fish pond area	1,000 ha	8	24
Holdings	number	156	1,810
Food carp production	t	1,674	4,957

6) Data from 2017, fish pond area from 2014

#### Sources:

I Statistical Office of the Federal Republic of Germany  
 I National Accounting Working Group of the German Federal States  
 I Federal Ministry of Food and Agriculture  
 I Federal Office for Agriculture and Food  
 I Statistical Office of the Free State of Saxony  
 I Saxon State Office for Environment, Agriculture and Geology (LfULG)  
 I Saxon State Control Association e.V.

Unless otherwise marked, the data shown are from the year 2017.  
 Figures marked by \* are provisional data.

	Unit	Saxony	Germany
<b>LIVESTOCK<sup>7)</sup></b>			
Total number of cattle		483	12,281
including: dairy cows		182	4,199
Total number of pigs	1,000 animals	681	27,578
including: fattening pigs		195	12,240
breeding pigs		70	1,930
Sheep		71	1,580
Total number of hens		5,139	158,649
Solipeds (horses, donkeys, mules, etc. in agricultural holdings)		11	442

<b>ANIMAL PRODUCTION</b>			
<b>MILK PRODUCTION*</b>			
Total milk production	1,000 t	n.a. <sup>12)</sup>	32,661
Milk yield per cow acc. to yield recording <sup>8)</sup>	kg/year	9,551	8,541
<b>EGG PRODUCTION</b>			
Commercial egg production	million eggs	913	12,087
Laying performance per hen	eggs/year	305	298

<b>COMMERCIAL SLAUGHTERING<sup>9)</sup></b>			
<b>ANIMALS FOR SLAUGHTER*</b>			
Cattle	1,000 animals	15	3,501
Average slaughter weight of bulls	kg	365	340 <sup>10)</sup>
Average slaughter weight of cows	kg	279	340 <sup>10)</sup>
Pigs	1,000 animals	123	57,865
Average slaughter weight	kg	94	95

<b>MEAT PRODUCTION*</b>			
Total animals for slaughter		16	6,598
including: cattle and calves	1,000 t	4	1,121
pigs		12	5,454

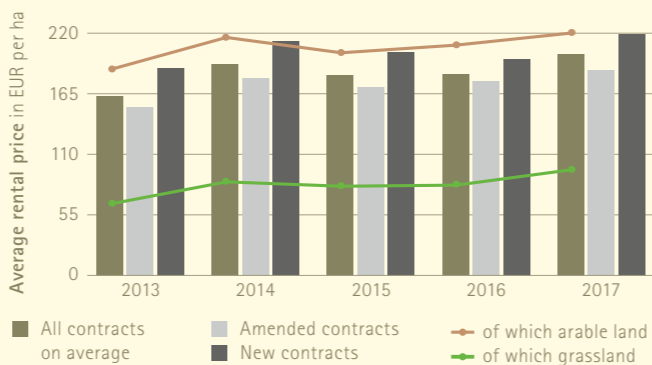
7) Cattle, pigs, sheep: reference date 03.11.2017. Hens and solipeds: reference date 01.03.2016

8) Saxony: State Central Association

9) Animals of domestic and foreign origin

10) Average slaughter weight of all cattle in Germany

#### Development of rental prices in Saxony



	Unit	Saxony	Germany
<b>STRUCTURE OF FOOD INDUSTRY ENTERPRISES, TURNOVER AND EXPORT RATIO<sup>11)</sup></b>			
<b>ENTERPRISES</b>			
Foodstuffs and fodder		349	5,498
including: slaughtering and meat processing		91	1,425
bakery production (without long-life bakery products)		184	2,564
fruit and vegetable processing	number	21	260
milk processing (without ice cream)		10	219
grinding and hulling		4	122
fodder production		11	250
Beverage production		29	546

<b>EMPLOYEES IN FOOD INDUSTRY</b>			
	number	20,699	595,506

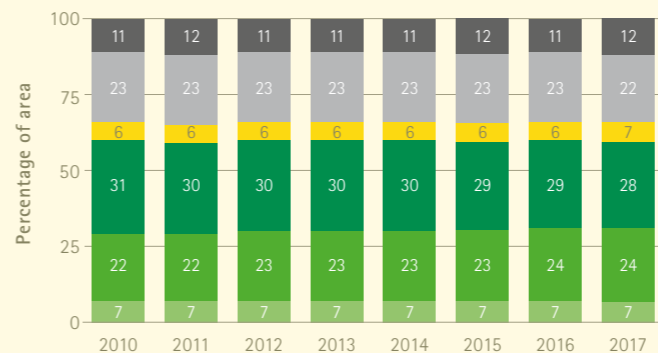
<b>TOTAL TURNOVER</b>			
Foodstuffs and fodder		5,026	158,455
including: slaughtering and meat processing		762	43,721
bakery production (without long-life bakery products)		795	20,284
fruit and vegetable processing	EUR million	469	10,541
milk processing (without ice cream)		2,220	27,858
grinding and hulling		74	5,908
fodder production		137	9,944
Beverage production		896	21,102

<b>EXPORT RATIO</b>			
Foodstuffs and fodder	%	14	22
Beverage production		8	13

11) Enterprises with 20 and more employees

12) No data available

#### Percentage of legal forms in the agricultural sector



**Natural persons**  
 ■ Partnerships  
 ■ Sole proprietorships run on a full-time basis  
 ■ Sole proprietorships run on a part-time basis

**Corporate bodies**  
 ■ Cooperatives (e.G.)  
 ■ GmbH  
 ■ Other corporate bodies

	Unit	Saxony	Germany
<b>EXPORTS BY FOOD INDUSTRY BASED ON FOREIGN TRADE STATISTICS<sup>13)</sup></b>			
<b>TOTAL EXPORTS*</b>			
Total food industry		1,511	72,675
including: milk and dairy products (without cheese and butter)		346	5,150
cheese		256	3,906
meat and meat products		36	9,674
baked products		123	6,096
nuts and dried fruit		18	1,408
vegetable preparations and tinned products		20	769
cocoa and cocoa products	EUR million	52	5,032
vegetable oils and fats		37	2,327
beer		51	1,139
spirits		98	1,607
tobacco and tobacco products		93	3,933
sugar beet and sugar products		59	2,127
potatoes and potato products		6	1,093
wheat		10	1,422
barley		3	381
maize		4	142

#### PRODUCTION AND PROCESSING VOLUMES

<b>MILK PROCESSING*</b>			
Production of consumer milk		n.a. <sup>12)</sup>	4,741
Production of other dairy products <sup>14)</sup>	1,000 t	n.a. <sup>12)</sup>	1,746
Production of cheese		162	2,274

<b>MILLING INDUSTRY*<sup>15)</sup></b>			
Total milling	1,000 t	251	9,096
including: soft wheat		194	7,724

<b>COMPOUND-FEED INDUSTRY*</b>			
Total processing		378	21,034
including: cereals	1,000 t	238	11,467
oil-seed cake		82	6,307
Total compound-feed products		442	23,912

<b>FAT PROCESSING INDUSTRY*</b>			
Processing of oil seeds and fruits	1,000 t	n.a. <sup>12)</sup>	13,344

13) Including unprocessed agricultural products

14) Sourmilk, kefir, yoghurt and mixed milk products

15) Business year 16/17