

	Unit	Saxony	Germany
Land use			
Agriculturally used area (AA)	1,000 ha	897	16,586
Permanent grassland	1,000 ha	190	4,695
Percentage of AA	percent	21	28
Arable land	1,000 ha	703	11,681
Percentage of AA	percent	78	70
Fallow land	1,000 ha	23	364
Less-favoured areas ³⁾	1,000 ha	303	5,126
Leased AA as percentage of total AA	percent	67	67

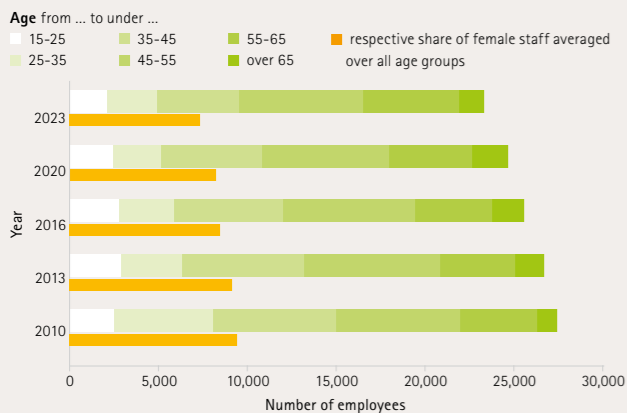
Use of arable land			
Total cereals		380	6,091
including: wheat		187	2,884
barley		116	1,612
oats		12	140
rye		33	625
grain maize, CCM		16	466
Root crops	1,000 ha	22	658
including: potatoes		5	265
sugar beet		16	396
Oil seed crops incl. non food		119	1,252
including: rape and turnip rape		113	1,178
sun flowers		4	69
Pulses		16	274
Forage plants		131	2,693
including: green and silage maize		84	2,000

Organic farming⁴⁾			
Utilised agricultural area	1,000 ha	87	1,889
Holdings	number	933	36,680

3) Area classified as being eligible for compensatory allowance in the GAK report of the Federal Ministry of Food and Agri-cul-ture (GAK = Joint Action for the Improvement of Agrarian Structures and Coastal Preservation)

4) Saxony, Germany: reports of the control authorities acc. to Reg. (EC) 834/2007 in connection with Reg. (EC) 889/2008 on the reference date 31.12.2023

Permanent staff and working family members in Saxon agricultural holdings by age groups



Source: Statistical Office of the Free State of Saxony; Diagram: LFULG; Last revised: 10/2024

Agriculture and food industry 2024

Facts and figures

Publisher:
Saxon State Ministry of Energy, Climate Protection, Agriculture and the Environment (SMEKUL)
PO Box 10 05 10, 01075 Dresden
Citizens' hotline: +49 351 564-20500
E-mail: info@smekul.sachsen.de
www.smekul.sachsen.de

This publication is co-financed by funds raised by taxation on the basis of the budget approved by the members of the Saxon parliament.

Editorial work:
SMEKUL, Saxon State Office for Environment, Agriculture and Geology (LfULG)

Layout:
genese Werbeagentur GmbH
Photo:
Katrin Müller von Berneck

Editorial deadline:
30. September 2024

Order:
This brochure can be ordered free of charge from:
Zentraler Broschürenversand der
Sächsischen Staatsregierung
Hammerweg 30, 01127 Dresden
Phone: +49 351 2103671
Fax: +49 351 2103681
E-mail: publikationen@sachsen.de
www.publikationen.sachsen.de

Distribution:
This information is published by the State Government of Saxony in accordance with its statutory duty of informing the public. It may not be used by political parties or their candidates or volunteers for election advertising purposes within the period of six months before an election. This applies to all elections.

www.landwirtschaft.sachsen.de



	Unit	Saxony	Germany
Area and population			
Area by type of actual use¹⁾			
Total area	1,000 ha	1,845	35,768
Agricultural area	1,000 ha	991	17,989
Percentage of total area	percent	54	50
Forest area	1,000 ha	494	10,689
Percentage of total area	percent	27	30
Water area	1,000 ha	45	825
Percentage of total area	percent	2	2

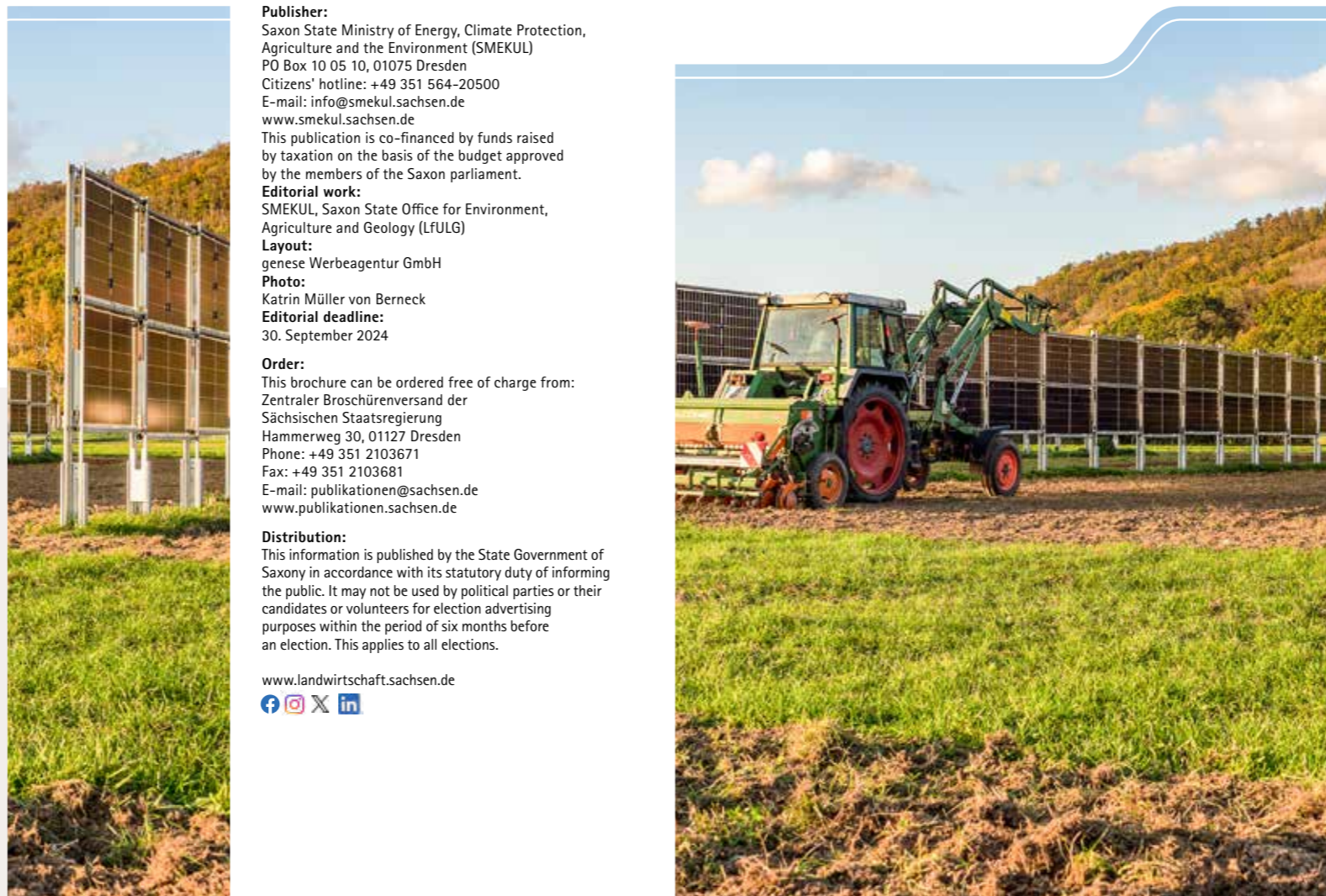
Population			
Total population	thousand	4,089	84,669
Inhabitants/km ² of total area	number	222	237
Total number of persons in employment	thousand	2,078	45,933
Persons employed in agriculture, forestry and fishery	thousand	25	554

Structure of agricultural holdings			
Legal form²⁾			
All agricultural holdings		100	100
of which: corporate bodies		12	2
including: e.G.		3	0.24
GmbH		7	0.71
of which: natural persons	percent	88	98
including: partnerships		9	12
sole proprietorships		79	85
of which: run on full-time basis		26	38
run on part-time basis		53	47

Size structure of holdings²⁾			
Total number of agricultural holdings		5,639	255,010
Holdings of less than 5 ha AA		206	20,090
Holdings of 5 to less than 10 ha AA		1,167	44,530
Holdings of 10 to less than 20 ha AA		1,066	50,290
Holdings of 20 to less than 50 ha AA	number	1,026	58,510
Holdings of 50 to less than 100 ha AA		624	42,590
Holdings of 100 to less than 200 ha AA		610	25,090
Holdings of 200 to less than 500 ha AA		477	9,930
Holdings of 500 to less than 1,000 ha AA		233	2,510
Holdings of 1,000 ha AA and more		230	1,470

1) Reference date 31.12.2023

2) Saxony: agricultural aid 2023, Germany: main survey on land use 2023



	Unit	Saxony	Germany
Yields and crop volumes			
Arable farming			
Total cereals	dt/ha	73	70
(incl. grain maize, CCM)	1,000 t	2,756	42,463
including: wheat	dt/ha	78	74
	1,000 t	1,456	21,536
barley	dt/ha	74	68
	1,000 t	861	11,000
oats	dt/ha	38	32
	1,000 t	46	452
rye	dt/ha	54	50
	1,000 t	180	3,124
grain maize, CCM	dt/ha	86	97
	1,000 t	134	4,499
Rape and turnip rape (including non food)	dt/ha	35	36
	1,000 t	399	4,218
Potatoes	dt/ha	393	439
	1,000 t	210	11,607
Sugar beet	dt/ha	773	797
	1,000 t	1,264	31,558
Silage maize	dt/ha	367	421
	1,000 t	3,077	84,270

Vegetable growing (grown for sale)			
Outdoor acreage	1,000 ha	3	122
Outdoor crop volume	1,000 t	33	3,732
Acreage under high accessible protective covers	1,000 ha	0.02	1
Crop volume under high accessible protective covers	1,000 t	2,095	203,733

Fruit growing (cash crops)			
Fruit-growing area	1,000 ha	4	65
Fruit crop volume	1,000 t	70	1,197

Viticulture			
Area under vines	1,000 ha	0.52	101
Wine must yield	hl/ha	57	86
Wine must crop	1,000 hl	30	8,688

Carp farming			
Fish pond area	1,000 ha	8	24
Holdings	number	120	1,326
Food carp production	t	1,482	4,056

Sources:
 I Statistical Office of the Federal Republic of Germany
 I National Accounting Working Group of the German Federal States
 I Federal Ministry of Food and Agriculture
 I Federal Office for Agriculture and Food
 I Statistical Office of the Free State of Saxony
 I Saxon State Office for Environment, Agriculture and Geology
 I Saxon State Control Association e.V.

Unless otherwise marked, the data shown are from the year 2023.
 Figures marked by * are provisional data. The abbreviation "NDA" stands for "no data available".

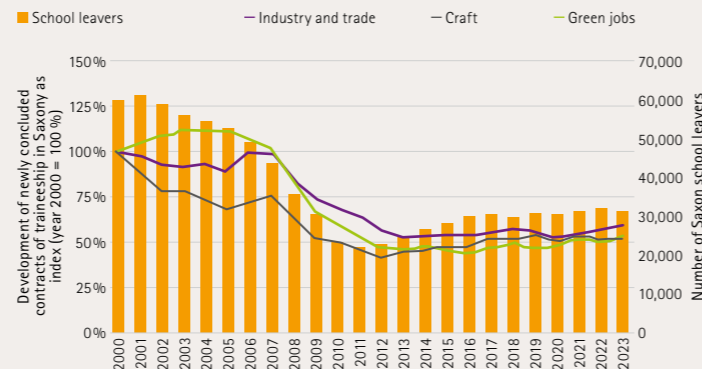
	Unit	Saxony	Germany
Livestock ⁵⁾			
Total number of cattle		432	10,836
including: dairy cows		164	3,713
Total number of pigs		457	21,224
including: fattening pigs		121	9,566
breeding pigs	1,000 animals	53	1,415
Sheep		66	1,560
Total number of hens		5,185	156,301
Solipeds (horses, donkeys, mules, etc. in agricultural holdings)		11	487

Animal production			
Milk production*			
Total milk production	1,000 t	1,656	32,598
Milk yield per cow acc. to yield recording ⁶⁾	kg/year	10,076	8,780
Egg production*			
Commercial egg production	million eggs	892	13,133
Laying performance per hen	eggs/year	302	297

Commercial Slaughtering ⁷⁾			
Animals for slaughter*			
Cattle	1,000 animals	14	2,707
Average slaughter weight of bulls	kg	392	NDA
Average slaughter weight of cows	kg	296	353
Pigs	1,000 animals	207	40,154
Average slaughter weight	kg	96	96

Meat production ⁸⁾*			
Total animals for slaughter		24	5,195
including: cattle and calves	1,000 t	4	993
pigs		20	4,180

Trainees in agriculture compared to other branches



Sources: Federal Institute for Vocational Education and Training (BIBB), Statistical Office of the Free State of Saxony, LFULG; Last revised: 06/2024

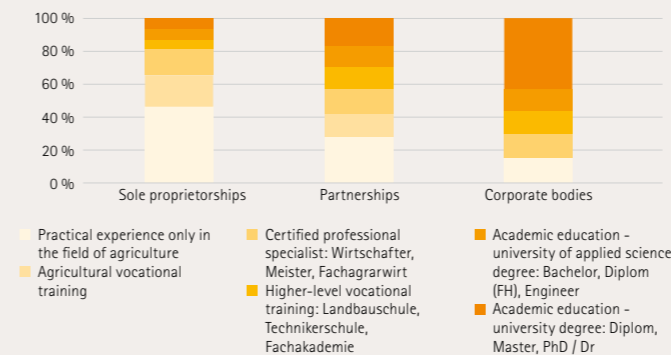
	Unit	Saxony	Germany
Structure of food industry enterprises, turnover and export ratio ⁹⁾			
Enterprises*			
Foodstuffs and fodder		331	6,112
including: slaughtering and meat processing		85	1,475
bakery production (without long-life bakery products)		170	2,377
fruit and vegetable processing	number	20	253
milk processing (without ice cream)		9	226
grinding and hulling		6	122
fodder production		15	301
Beverage production		25	553

Employees in food industry			
	number	21,535	647,912

Total turnover*			
Foodstuffs and fodder		6,828	230,068
including: slaughtering and meat processing		960	49,972
bakery production (without long-life bakery products)		855	21,800
fruit and vegetable processing	EUR million	665	13,636
milk processing (without ice cream) ¹⁰⁾		NDA	38,336
grinding and hulling		163	9,303
fodder production		167	13,987
Beverage production		985	24,988

Export ratio*			
Foodstuffs and fodder	percent	13.57	23.98
Beverage production		7.36	14.83

Highest educational qualification of farm managers / general managers of agricultural holdings in Saxony



Source: Statistical Office of the Free State of Saxony; Diagram: LFULG; Last revised: 06/2024

	Unit	Saxony	Germany
Exports by food industry based on foreign trade statistics ¹¹⁾			
Total exports*			
Total food industry		2,056	94,920
including: milk and dairy products (without cheese and butter)		386	6,749
cheese		207	6,009
meat and meat products		48	10,144
baked products incl. cereal-based preparations		169	9,202
nuts and dried fruit		12	1,609
vegetable preparations and tinned products		23	977
cocoa and cocoa products	EUR million	92	7,028
vegetable oils and fats		198	3,299
beer		58	1,235
spirits		169	1,868
tobacco and tobacco products		45	2,986
sugar beet and sugar products		4	3,585
potatoes and potato products		8	1,804
wheat		1	1,792
barley		8	858
maize		1	212

Production and processing volumes

Milk processing ¹²⁾*			
Production of consumer milk		NDA	4,032
Production of other dairy products ¹³⁾	1,000 t	NDA	2,414
Production of cheese		NDA	2,657

Milling industry*			
Total milling		NDA	8,713
including: soft wheat	1,000 t	NDA	7,647

Compound-feed industry ¹⁴⁾*			
Total processing		372	19,222
including: cereals	1,000 t	232	10,530
including: oil-seed cake		80	5,603
Total compound-feed products		441	23,910

Fat processing industry*			
Processing of oil seeds and fruits	1,000 t	NDA	12,843

5) Cattle, pigs, sheep: reference date 03.11.2023, Hens and solipeds: reference date 01.03.2023
 6) Source: Federal Office for Agriculture and Food
 7) Animals of domestic and foreign origin
 8) Slaughter weight acc. to the 1st Implementation Regulation for the Act on Meat with a 2% deduction for cooling losses including sheep, goat and horse meat, entrails plus estimate of home-slaughtered sheep meat
 9) Enterprises with 20 and more employees
 10) For Saxony: enterprises with 50 and more employees
 11) Including unprocessed agricultural products
 12) Consumer milk = incl. milk in packages over 2 kg
 13) Sourmilk, kefir, yoghurt and mixed milk products
 14) Saxony: business year 21/22; Germany: business year 22/23