

# Agriculture and food industry 2025

Facts and figures



	Unit	Saxony	Germany
Area and population			
Area by type of actual use <sup>1)</sup>			
Total area	1,000 ha	1,845	35,768
Agricultural area	1,000 ha	989	17,958
Percentage of total area	%	54	50
Forest area	1,000 ha	494	10,695
Percentage of total area	%	29	30
Water area	1,000 ha	45	826
Percentage of total area	%	2	2
Population			
Total population	thousand	4,042	83,577
Inhabitants/km <sup>2</sup> of total area	number	219	234
Total number of persons in employment	thousand	2,068	46,082
Persons employed in agriculture, forestry and fishery	thousand	25	568
Structure of agricultural holdings			
Legal form <sup>2)</sup>			
All agricultural holdings		100	100
of which: corporate bodies		12	2
including: e.G.		3	0.24
GmbH		7	0.71
of which: natural persons	%	88	98
including: partnerships		9	12
sole proprietorships		79	85
of which: run on full-time basis		25	38
run on part-time basis		53	47
Size structure of holdings <sup>2)</sup>			
Total number of agricultural holdings		5,580	255,010
Holdings of less than 5 ha AA		193	20,090
Holding of 5 to less than 10 ha AA		1,167	44,530
Holdings of 10 to less than 20 ha AA		1,050	50,290
Holdings of 20 to less than 50 ha AA		1,023	58,510
Holdings of 50 to less than 100 ha AA	number	611	42,590
Holdings of 100 to less than 200 ha AA		593	25,090
Holdings of 200 to less than 500 ha AA		480	9,930
Holdings of 500 to less than 1,000 ha AA		230	2,510
Holdings of 1,000 ha AA and more		233	1,470

1) Saxony, Germany: reference date: 31.12.2024

2) Saxony: agricultural aid 2024, Germany: main survey on land use 2023

	Unit	Saxony	Germany
Land use			
Agriculturally used area (AA)	1,000 ha	895	16,569
Permanent grassland	1,000 ha	190	4,714
Percentage of AA	%	21	28
Arable land	1,000 ha	701	11,656
Percentage of AA	%	78	70
Fallow land	1,000 ha	31	502
Less-favoured areas <sup>3)</sup>	1,000 ha	299	5,304
Leased AA as percentage of total AA <sup>4)</sup>	%	67	60
Use of arable land			
Total cereals	1,000 ha	374	5,758
including: wheat		181	2,615
barley		114	1,660
oats		14	156
rye		31	536
grain maize, CCM		19	498
Root crops		22	723
including: potatoes		5	282
sugar beet		17	437
Oil seed crops incl. non food		112	1,153
including: rape and turnip rape		107	1,088
sun flowers		3	51
Pulses		17	285
Forage plants		134	2,914
including: green and silage maize		82	2,049
Organic farming <sup>5)</sup>			
Utilised agricultural area	1,000 ha	89	1,913
Holdings	number	924	35,881

3) Area classified as being eligible for compensatory allowance in the GAK report of the Federal Ministry of Agriculture, Food and Regional Identity 2024 (GAK = Joint Action for the Improvement of Agrarian Structures and Coastal Preservation)

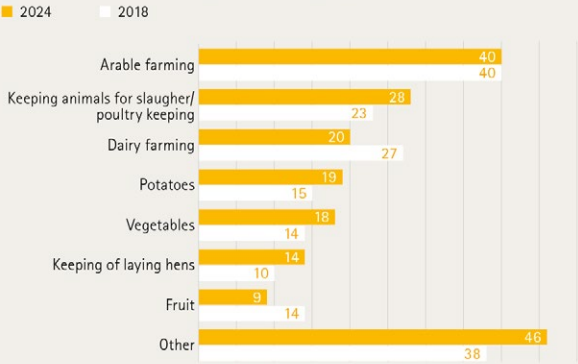
4) Saxony, Germany: main survey on land use 2023

5) Saxony: reports of the control authorities acc. to Reg. (EC) 834/2007 in connection with Reg. (EC) 889/2008 on the reference date 31.12.2024

### Arable farming and animal husbandry are dominant among direct marketers

On which areas of production do you focus? Respondents in Saxony, responses in %

Direct marketing in 2018 n =73, 2024 n=100, multiple responses possible



Source: "Wie regional is(s)t Sachsen?" consumer and market study (LfULG, AMI)

	Unit	Saxony	Germany
<b>Yields and crop volumes</b>			
<b>Arable farming</b>			
Total cereals	dt/ha	68	68
(incl. grain maize, CCM)	1,000 t	2,525	38,975
including: wheat	dt/ha	76	71
	1,000 t	1,368	18,527
barley	dt/ha	62	64
	1,000 t	706	10,610
oats	dt/ha	45	45
	1,000 t	64	697
rye	dt/ha	46	48
	1,000 t	144	2,584
grain maize, CCM	dt/ha	89	101
	1,000 t	171	5,011
Rape and turnip rape (including non food)	dt/ha	30	33
	1,000 t	318	3,632
Potatoes	dt/ha	414	450
	1,000 t	222	12,703
Sugar beet	dt/ha	831	839
	1,000 t	1,404	36,682
Silage maize	dt/ha	372	444
	1,000 t	3,068	90,926
<b>Vegetable growing (grown for sale)</b>			
Outdoor acreage	1,000 ha	3	126
Outdoor crop volume	1,000 t	28	3,968
Acreage under high accessible protective covers	1,000 ha	0.02	1
Crop volume under high accessible protective covers	1,000 t	1,891	210,027
<b>Fruit growing (cash crops)</b>			
Fruit-growing area	1,000 ha	4	64
Fruit crop volume	1,000 t	9	1,105
<b>Viticulture</b>			
Area under vines	1,000 ha	0.49	102
Wine must yield	hl/ha	15	77
Wine must crop	1,000 hl	7	7,842
<b>Carp farming</b>			
Fish pond area	1,000 ha	8	21
Holdings	number	124	1,303
Food carp production	t	1,665	4,335

#### Sources:

I Statistical Office of the Federal Republic of Germany  
 I National Accounting Working Group of the German Federal States  
 I Federal Ministry of Agriculture, Food and Regional Identity  
 I Federal Office for Agriculture and Food  
 I Statistical Office of the Free State of Saxony  
 I Saxon State Office for Environment, Agriculture and Geology  
 I Saxon State Control Association e.V.

Unless otherwise marked, the data shown are from the year 2024.

Figures marked by \* are provisional data. The abbreviation "NDA" stands for "no data available".

	Unit	Saxony	Germany
<b>Livestock <sup>6)</sup></b>			
Total number of cattle		420	10,461
including: dairy cows		160	3,589
Total number of pigs		462	21,292
including: fattening pigs		135	9,817
breeding pigs	1,000 animals	51	1,421
Sheep		70	1,511
Total number of hens		5,185	156,301
Solipeds (horses, donkeys, mules, etc. in agricultural holdings)		11	487

<b>Animal production</b>			
<b>Milk production*</b>			
Total milk production	1,000 t	NDA	33,903
Milk yield per cow acc. to yield recording <sup>7)</sup>	kg/year	10,585	9,445

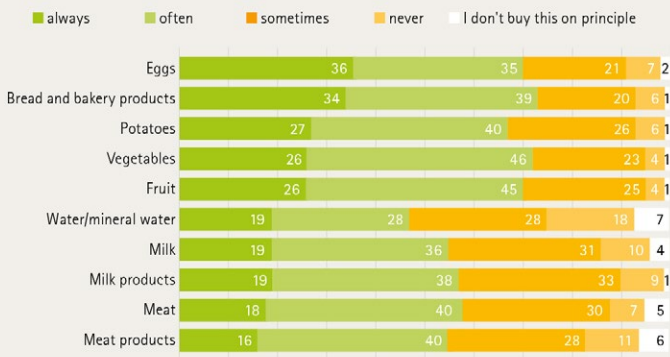
<b>Egg production</b>			
Commercial egg production	million eggs	961	13,683
Laying performance per hen	eggs/year	311	302

<b>Commercial Slaughtering <sup>8)</sup></b>			
<b>Animals for slaughter*</b>			
Cattle	1,000 animals	14	2,695
Average slaughter weight of bulls	kg	390	NDA
Average slaughter weight of cows	kg	295	354
Pigs	1,000 animals	197	44,390
Average slaughter weight	kg	94	96
<b>Meat production <sup>9)</sup>*</b>			
Total animals for slaughter		23	5,311
including: cattle and calves	1,000 t	4	1,006
pigs		19	4,276

## Bread and eggs are the main products of a regional origin

In which of the following groups of goods do you specifically buy food from regional sources?

Respondents in Saxony, responses in % (n=805)

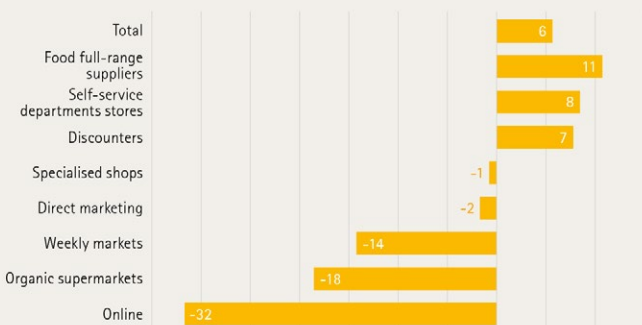


Source: "Wie regional is(s)t Sachsen?" consumer and market study (LfULG, AMI)

	Unit	Saxony	Germany
<b>Structure of food industry enterprises, turnover and export ratio <sup>10)</sup></b>			
<b>Enterprises*</b>			
Foodstuffs and fodder		319	5,476
including: slaughtering and meat processing		80	1,450
bakery production (without long-life bakery products)		156	2,310
fruit and vegetable processing	number	16	245
milk processing (without ice cream)		10	222
grinding and hulling		6	126
fodder production		15	308
Beverage production		25	561
<b>Employees in food industry <sup>11)</sup></b>	number	19,821	593,876
<b>Total turnover*</b>			
Foodstuffs and fodder		6,875	204,804
including: slaughtering and meat processing		964	49,004
bakery production (without long-life bakery products)		814	22,123
fruit and vegetable processing	EUR million	629	14,303
milk processing (without ice cream)		3,315	39,588
grinding and hulling		145	8,641
fodder production		146	12,753
Beverage production		991	25,498
<b>Export ratio*</b>			
Foodstuffs and fodder		14.22	24.40
Beverage production	%	6.19	14.77

## Food marketing development in Saxony in 2023

Consumers' expenditure by private households for fresh food in Saxony \*\*  
by types of businesses in 2023; change compared to the previous year in %



\*\* Meat, meat products, eggs, fruit, vegetables, potatoes, dairy products, fats/oils, bread, fresh bakery products, flour, sugar

Source: "Wie regional is(s)t Sachsen?" consumer and market study (LfULG, AMI)

	Unit	Saxony	Germany
<b>Exports by food industry based on foreign trade statistics <sup>12)</sup></b>			
<b>Total exports*</b>			
Total food industry		2,106	97,607
including: milk and dairy products (without cheese and butter)		445	6,690
cheese		234	6,210
meat and meat products		52	9,990
baked products incl. cereal-based preparations		163	9,395
nuts and dried fruit		12	1,583
vegetable preparations and tinned products		20	1,073
cocoa and cocoa products		80	9,336
vegetable oils and fats		223	2,792
beer		45	1,261
spirits		164	1,783
tobacco and tobacco products		53	3,090
sugar beet and sugar products		3	3,722
potatoes and potato products		6	1,969
wheat		4	1,545
barley		6	624
maize		4	178

<b>Production and processing volumes</b>			
<b>Milk processing <sup>13)</sup>*</b>			
Production of consumer milk		NDA	3,986
Production of other dairy products <sup>14)</sup>	1,000 t	NDA	2,515
Production of cheese		NDA	2,742
<b>Milling industry*</b>			
Total milling	1,000 t	NDA	8,921
including: soft wheat		NDA	7,876
<b>Compound-feed industry <sup>15)</sup>*</b>			
Total processing		240	19,160
including: cereals	1,000 t	144	10,595
including: oil-seed cake		57	5,502
Total compound-feed products		230	21,703
<b>Fat processing industry*</b>			
Processing of oil seeds and fruits	1,000 t	NDA	13,297

6) Cattle, pigs, sheep: reference date 03.11.2024; hens and solipeds: reference date 01.03.2023

7) Source: Federal Office for Agriculture and Food

8) Animals of domestic and foreign origin

9) Slaughter weight acc. to the 1<sup>st</sup> Implementation Regulation for the Act on Meat with a 2% deduction for cooling losses including sheep, goat and horse meat, entrails plus estimate of home-slaughtered sheep meat

10) Enterprises with 20 and more employees

11) w/o beverage production

12) Including unprocessed agricultural products

13) Consumer milk = incl. milk in packages over 2 kg

14) Sourmilk, kefir, yoghurt and mixed milk products

15) Saxony; Germany: business year 23/24

**Publisher:**

Saxon State Ministry of Agriculture  
and the Environment (SMUL)  
PO Box 10 05 10, D-01075 Dresden  
Citizens' hotline: +49 351 564-20500  
E-mail: [info@smul.sachsen.de](mailto:info@smul.sachsen.de)  
[www.smul.sachsen.de](http://www.smul.sachsen.de)

This publication is co-financed by funds raised  
by taxation on the basis of the budget approved  
by the members of the Saxon parliament.

**Editorial work:**

SMUL, Basic Policy, Agricultural Policy, Legal Department  
Saxon State Office for Environment, Agriculture and  
Geology (LfULG)

**Layout:**

genese Werbeagentur GmbH

**Foto:**

Katrin Müller von Berneck

**Editorial deadline:**

10.10.2025

**Order:**

This brochure can be ordered free of charge from:  
Zentraler Broschürenversand der  
Sächsischen Staatsregierung  
Hammerweg 30, 01127 Dresden  
Phone: +49 351 210 36 71  
Telefax: + 49 351 210 36 81  
E-mail: [publikationen@sachsen.de](mailto:publikationen@sachsen.de)  
[www.publikationen.sachsen.de](http://www.publikationen.sachsen.de)

**Distribution:**

This information is published by the State Government of  
Saxony in accordance with its statutory duty of informing  
the public. It may not be used by political parties or their  
candidates or volunteers for election advertising purposes  
within the period of six months before an election. This  
applies to all elections.

[www.landwirtschaft.sachsen.de](http://www.landwirtschaft.sachsen.de)

